



04 / 2026
Product_Catalog



The most difficult part of lift installation has always been the controllers and wiring harness. In Liftern, we make this as easy as plugging in a socket.



liftern.com

+90 216 382 1242
info@liftern.com
Ferhatpaşa, 43. Sk.
No: 56, 34888
Ataşehir/İstanbul-TÜRKİYE



vertical
intelligence

liftern.com



welcome

Preface	4-5
References	6-7
R&D	8-9

Products	10-11
eon CANOpen	12-13
eon Elements	14
eon Controller	15

Lean Production	16-17
-----------------	-------

eon CONNECT	18
--------------------	----

eon -D Inverter	20-21
------------------------	-------

Energy Efficiency	30-31
-------------------	-------



vertical
intelligence

Liftern is a trusted production partner for Europe's leading global lift companies, specializing in the design and manufacturing of advanced lift controllers. Our mission is to develop cutting-edge, precise, and seamlessly integrated control solutions that meet the highest industry standards.

With over a decade of expertise, Liftern's engineering team blends state-of-the-art technology with expert craftsmanship to create high-performance lift controllers. Through strong partnerships with top lift manufacturers across Europe, we deliver innovative, customized solutions tailored to diverse market demands.

Our production facilities utilize advanced automation machines and lean manufacturing methods to ensure maximum efficiency, precision, and quality. Automated assembly lines and rigorous testing systems help minimize errors, reduce waste, and accelerate production times while maintaining uncompromising quality and reliability.

Precision.
Innovation.
Reliability.

Every Liftern controller is designed and manufactured in strict compliance with European lift standards, including EN 81 regulations and other industry directives. This guarantees superior safety, efficiency, and long-term performance, meeting the stringent requirements of the European market.

From standard lift applications to the most complex and highly customized projects, we provide tailored solutions that exceed expectations. Every requirement is carefully analyzed and meticulously executed to ensure seamless operation. As a key production partner, Liftern works closely with global clients to drive innovation, enhance efficiency, and set new benchmarks in the lift industry.

REFERENCES



Göztepe Gürsel Aksel Stadyumu
İzmir - Türkiye



Galataport / İstanbul - Türkiye



Tarihî Şehir Asansörü / İzmir - Türkiye



Four Points by Sheraton / İstanbul - Türkiye



Bodrum Devlet Hastanesi / Mugla - Türkiye



Konya Şehir Hastanesi / Konya - Türkiye



Çukurova Uluslararası Havalimanı
Mersin - Türkiye



Aselsan Akyurt Tesisleri / Ankara - Türkiye



Akkuyu Nükleer Santrali Mersin - Türkiye

REFERENCES



LIDL Headquarters / Aarhus - Denmark



Vinarija Kovacevic / Belgrade - Serbia



Helsinki Business School / Finland



Novi Dorcol / Belgrade - Serbia



Kolding Sygehus / Denmark



Sacchi Elettroforniture / Monza - Italy




Rigshospitalet / Copenhagen - Denmark



Malmin Nova Shopping Mall
Helsinki - Finland



Statens Naturhistoriske Museum
Copenhagen - Denmark




Designing dreams

Innovating the Future of Elevator Control: Our R&D Expertise

At the heart of our advanced lift controller lies a dedicated Research & Development (R&D) department, where innovation meets precision. Our team of expert engineers designs both hardware and software solutions, ensuring seamless integration and superior performance.

On the hardware side, we develop cutting-edge electronic systems that enhance reliability, efficiency, and safety. Every circuit, sensor, and processing unit is meticulously crafted to meet the highest industry standards.





Test driven development


Hardware testing equipment are designed with hardware it self. This assures minimum flaws, even before serial production stages.

Where lift algorithm meets software

Simultaneously, our software team creates intelligent algorithms and user-friendly interfaces that optimize lift performance, energy efficiency, and connectivity. With advanced diagnostics, remote monitoring, and adaptive control, our solutions push the boundaries of modern elevator technology.

By combining expertise in both hardware and software development, our R&D department ensures that our lift controllers deliver unparalleled functionality, setting new benchmarks in the industry.





eon C200

Control system for elevators with electric & hydraulic drives

4 m/s cabin speed 64 STOPS



The Ultimate in Integrated Lift Control

eon is a state-of-the-art controller system engineered for both traction and hydraulic lifts. With its compact and modular design, it delivers unmatched performance in standard applications while offering limitless expansion possibilities for specialized solutions. This makes eon an exceptionally flexible and highly customizable choice for modern lift systems.

Designed to meet the highest industry standards, eon is fully mechanically and electrically compliant with EN 81-20 and all current European lift regulations. Whether for a simple installation or a complex, tailor-made solution, eon ensures reliability, efficiency, and seamless integration - setting a new benchmark in lift control technology.

Compact Design:

Slim dimensions and optimized footprint enable the creation of space-efficient and flexible controller cabinets.

All-in-One Integration:

- eon controller board incorporates a pre-control module, door pre-opening, releveling, and a safety circuit bypass feature.
- Built-in Recall Operation Panel for enhanced safety and efficiency.
- Automatic Shaft Copying & Floor Releveling for smooth and precise operation.
- Cost-Effective Layout: Optimized design ensures an outstanding cost-performance ratio.
- Integrated UCM-A3 Monitoring: Includes detection, triggering, shutdown, and function testing in compliance with EN 81-1/2:1998 + A3:2009.

Technical Specifications	
SYSTEM	Traction - Hydraulic Lifts
DIMENSIONS	103(W) x 69(D) x 42(H) mm.
COMMUNICATION	CANOpen CIA 417
FLOOR	Supports Up to 64 Floors for high-rise applications
DOOR CONTROL	Manages up to three car doors simultaneously
CONTROL INTERFACE	Built-in 4-row LCD for fast and intuitive parameter configuration
ADVANCED CONNECTIVITY	Bluetooth for detailed parameterization and real-time status monitoring Ethernet for seamless internet-based remote monitoring.
PRECISION POSITIONING	Digital shaft positioning via absolute or incremental encoders.
DATA MANAGEMENT	MicroSD card slot for easy parameter saving, copying, and transferring.
Versatile I/O Configuration	40 programmable inputs 20 programmable transistor & relay outputs
Multilingual Menu	Available in English, German, Italian, Spanish, French, Slovak, Russian, Finnish, Polish, Dutch and Turkish

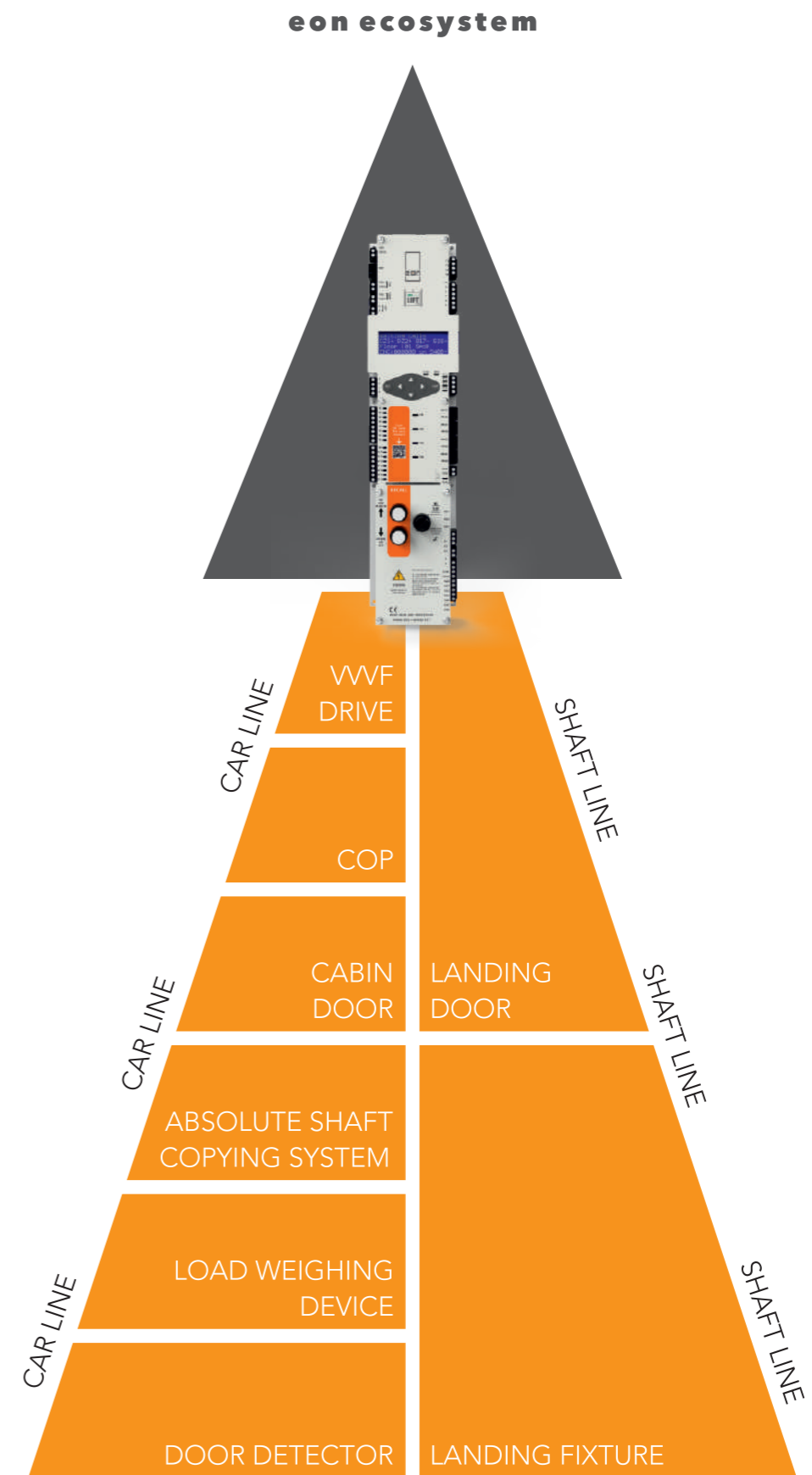


CANopen CiA 417: The Smart Communication Standard for Elevators

CANopen CiA 417 is a dedicated communication protocol designed specifically for lift applications, ensuring seamless and efficient data exchange between elevator components. As an open and standardized system, it enables interoperability between devices from different manufacturers, providing flexibility and scalability for modern lift systems.

One of the key advantages of CANopen CiA 417 is its real-time performance, allowing precise coordination of lift operations. It enhances safety through reliable error detection and fault management, minimizing downtime and improving maintenance efficiency. Additionally, its decentralized architecture reduces wiring complexity, leading to cost savings and simplified installation.

By adopting CANopen CiA 417, our lift controllers benefit from a robust, future-proof communication network that enhances efficiency, reliability, and adaptability-making it the ideal choice for modern elevator systems.



eon elements

think efficient
think optimum
think new

A large family of technical expertise


eon elements is a large family of electronic boards, which is used to configure a wide variety of controllers, in order to adapt to different lifts.



eon C200 Main Controller




eon P200 Prewiring Board



eon I200 Car Top Board



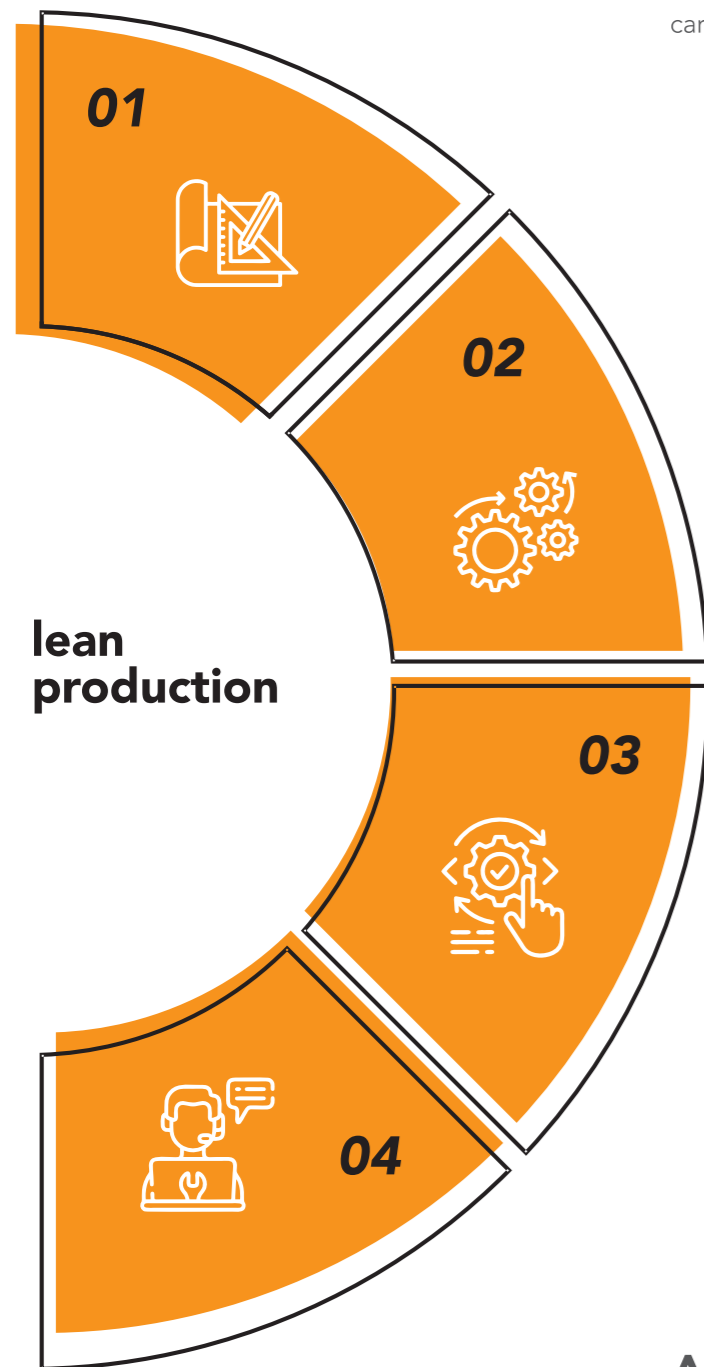
eon E200 Expansion Board



eon I200PL Car Top Board
for parallel connection



eon PL200 Call Board
for parallel connection



Project

Liftern Project office designs every controller in 3D from zero to perfect fit to your project. The features of your lift are elaborated carefully to match the required functions.

Produce

Production departments apply lean methods to achieve flawless results with zero time waste.

Test

Tests are inseparable parts of production process. Verification and proving methods are embedded in all operation.

After-sales

Providing reliable support, maintenance and service solutions, Liftern after-sales team help customers get the the most value from their investment.



Project Department
3D Digital Twinning



Project Department
Electrical schematic



Production
Control panel wiring



Production
Automated wire production



Lean Production



Barcode Scanning



Test Department



After-sales



**Remote Monitoring
Remote Assistance**

eonCONNECT

Download on the App Store | GET IT ON Google Play | web browser

eonCONNECT Smart installation and controller management software

Controller management. At its best.

eonConnect is a versatile multi-platform management software designed to monitor, manage, and enhance the onboard features of the **eon** controller. Compatible with iOS and Android devices—as well as accessible via any modern web browser—eonConnect provides a powerful, user-friendly interface for lift configuration and real-time monitoring.



With its intuitive graphical interface, users can view lift status, adjust parameters, and unlock a wide range of features directly from their mobile device. To enable these capabilities, **eon B200** Bluetooth board—a CANopen-compatible module—is integrated into the system. It can be inserted anywhere along the CANbus line, allowing installers to configure settings directly from the controller, on the floor, on top of the cabin, or even inside the cabin—completely wireless.

eonConnect also includes a built-in Remote Assistance feature, creating a seamless bridge between installers and the sales-support team. This dramatically reduces the need for back-and-forth communication, streamlining support and troubleshooting during service sessions.

Contact us, to know further about further functionality of eonConnect software.

Fixture boards & displays


eon elements family consists a solid range of indicators and control boards for usage in cabin and landing operation panels.. Just like other members of family, these components embed programmable inputs & outputs and software update on the air features. All is featured through CANOpen.



eon FD-100



eon FD-200




eon FD-300



eon FB-C COP Board



eon FB-L LOP Board



Safety, Precision and Comfort

Key Features & Benefits:

eon-D family of inverters enhance safety, precision, and user experience with advanced features like Safety Torque Off (STO), Direct Landing, Low Noise Operation, and Intuitive Usage. These innovations ensure a safer, quieter, and more efficient ride.

Inverter setup is done on the fly! Directly using **eon** controller board. Thanks to seamless integration with **eon** C200 controller board, you do not need to make parallel connection or setup two devices separately.




Upgrade to a next-generation elevator inverter for safer, quieter, and more precise performance.

✓ Safety Torque Off (STO) – Prevents unintended motor operation by safely disconnecting power, ensuring compliance with top safety standards.

✓ Direct Landing – Stops the elevator precisely at the floor without extra leveling, reducing travel time and wear on components.

✓ Low Noise Operation – Smooth motor control minimizes vibrations and noise, enhancing passenger comfort.

✓ Intuitive Usage – User - friendly controls simplify operation, making adjustments and maintenance easier for operators.



eon-D S3 eon-D S5

Applicable Motor (kW):	3,7 kW	5,5 kW
Rated Output Current (I):	9A	13A
Input Voltage:	380 - 480 VAC	
Starting Torque:	%150 / 3 Hz	

EMC Filter: Integrated
 Communication: CANOpen - CIA 417
 Contactor Control: Safety Torque Off (STO)

Supported Encoders: Open Loop (No Encoder)
 Incremental
 Absolute

Dimensions: 250 (h) x 110 (w) x 140 (d) mm

eon-D S7 eon-D S11

Applicable Motor (kW):	7,5 kW	11 kW
Rated Output Current (I):	17A	25A
Input Voltage:	380 - 480 VAC	
Starting Torque:	%150 / 3 Hz	

EMC Filter: Integrated
 Communication: CANOpen - CIA 417
 Contactor Control: Safety Torque Off (STO)

Supported Encoders: Open Loop (No Encoder)
 Incremental
 Absolute

Dimensions: 305 (h) x 140 (w) x 162 (d) mm

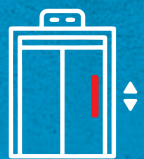
eon-D S15 eon-D S18

Applicable Motor (kW):	15 kW	18 kW
Rated Output Current (I):	32A	37A
Input Voltage:	380 - 480 VAC	
Starting Torque:	%150 / 3 Hz	

EMC Filter: Integrated
 Communication: CANOpen - CIA 417
 Contactor Control: Safety Torque Off (STO)

Supported Encoders: Open Loop (No Encoder)
 Incremental
 Absolute

Dimensions: 342 (h) x 175 (w) x 162 (d) mm



NORMA

Norma is a fusion of surface mounted & wall box COP design. It is suitable to use between side bindings of cabin wall; as well as a surface mounted design.

eon compatible



arcade compatible



SURFACE MOUNTED

FLUSH MOUNTED

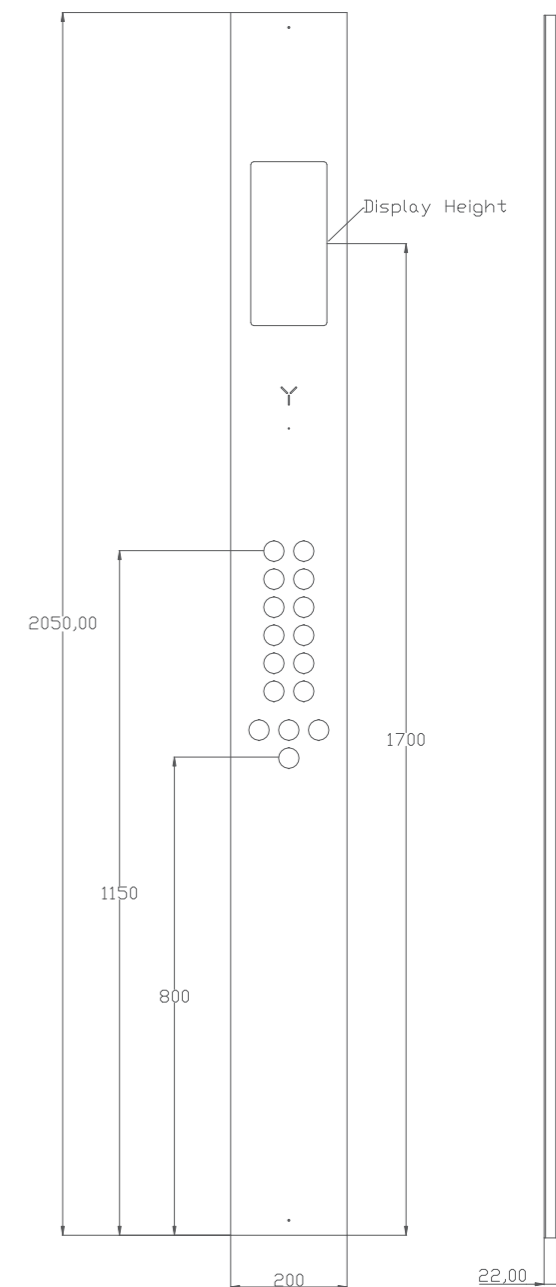
TECHNICAL FEATURES

- Flush or Surface Mounted Installation
- Full height & half height form
- Expandable width for supporting upto 30 stops
- Hidden fixation screw

Button Options



Display Options





QUADRA

Quadra is a simple, elegant choice as a surface-mounted landing button/indicator panel.



eon compatible



arcodé compatible



QUADRA 1B-DW

Single button with display (white or red)



QUADRA 2B-DW

Double button with display (white or red)



QUADRA 1B

Single button without display



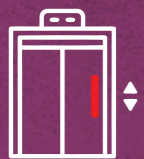
QUADRA 2B

Double button without display



QUADRA OD-DW


Overdoor display panel (white or red)



NERA

NERA features a sleek, premium design tailored for the most demanding projects. It seamlessly combines industrial-grade plexiglass with the strength and durability of stainless steel.

eon compatible



SURFACE MOUNTED

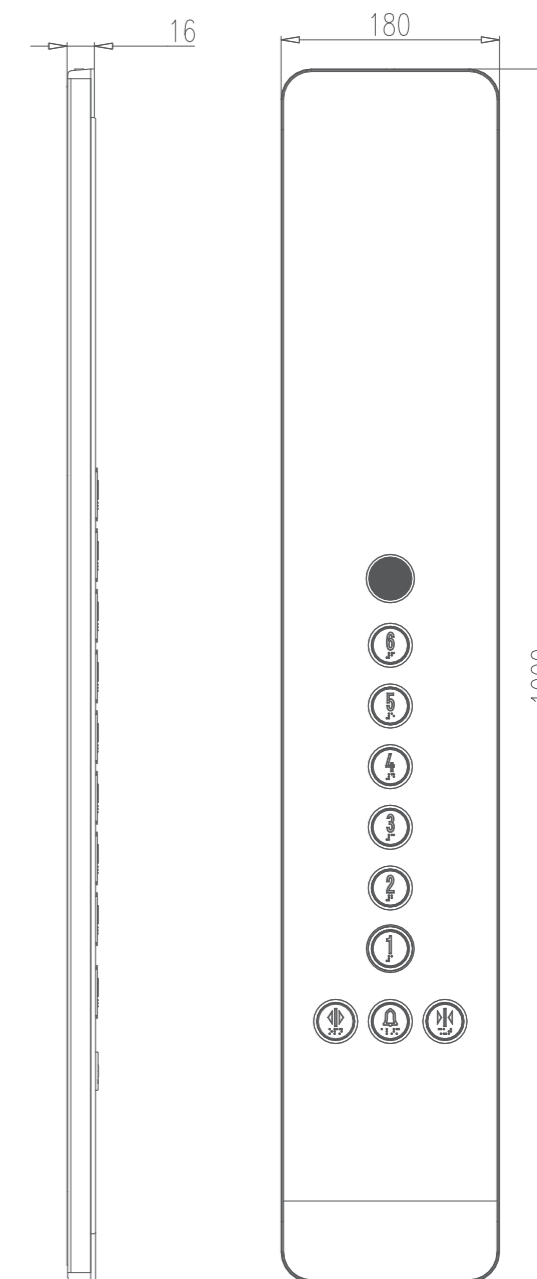
TECHNICAL FEATURES

- Surface Mounted Installation
- Half height form
- Compatible up to 18 stops
- Hidden fixation screw

Button Options



Display Options





NERA

Push into the future with NERA—where sleek design meets unbreakable strength.

eon compatible



NERA 1B-DW

Single button with display (white)



NERA 2B-DR

Double button with display (white)



NERA 1B

Single button without display



NERA 2B

Double button without display




NERA OD-DW

Overdoor display panel (white)

It's time for
GREEN ENERGY

eon C200 controller system and **eon-D inverter** are designed together,
in order to comply to the required energy ratings in Europe.



consult to sales department to know more about your system.

 liftern®

  liftern.com